



PHAU NTAUV QHIA: FIT-A-SPACE JR.

SIM SIV COV LUS NO THAUM SIB THAM NROG KOJ TU ME NYUAM LUB LIM TIAM NO:

Shapes:

vojvoog triangle
square diamond
oval hnuv qub
rectangle heart
parallelogram

Kev ua dab tsi:

muab dhos sib haum
sib faib
khi hlua
ntxig xov
sib phim
suav

Tswv yim:

tib xim
txawv xim
hauv thiab nrauv
du thiab thawv


Piav qhia koj ua dab tsi. Txawb koj tus me nyuam kom nws piav qhia nws ua dab tsi.

- Lus qhia dav: Hais tag nrho cov npe shape thiab xyaum siv cov xov los khi hlua thiab chob hlaws.
- Sib faib thiab sib phim thiab suav: Sib faib los ntawm cov xim los shape. Suav tag nrho cov heart. Muab cov shape xiav nyob hauv cov vojvroom xiav.
- Ua si lom zem: Muab ib hom shape thiab muab tso rau ib lub hnav. Kom koj tus me nyuam muab nws txhais tes mus xuas cov shape. Nws qhia puas tau koj yog shape dab tsi nyob hauv lub hnav?


NCO NTSOOV

Ncaw koj tus me nyuam tham lus
Nug koj tus me nyuam lus
Mloog koj tus me nyuam cov lus
teb
Ntxiv rau nws cov lus

Txhawb nqa
Kev xav paub
Kev xav
Kev ywj pheej



Txhawb nqa koj tus me nyuam kom nws
xav kawm
Nquas koj tus me nyuam thaum nws ua tau
zoo
Sim tsis txhob saib qhov nws ua yuam kev
Pab thaum koj tus me nyuam ua tsis tau
taig taig



GUIDE SHEET: FIT A SPACE JR.

LABEL AND TRY TO USE THESE WORDS IN CONVERSATION WITH YOUR CHILD THIS WEEK:

Shapes:

circle triangle
square diamond
oval star
rectangle heart
parallelogram

Actions:

fitting
sorting
lacing
stringing
matching
counting

Concepts:

same colors
different colors
in and out
smooth and bumpy


Describe your actions. Encourage your child to describe actions.

- General: Name all of the shapes and practice stringing and lacing.
- Sorting and Matching and Counting: Sort by color or shape. Count all the hearts. Match the blue shapes into the blue circles.
- Fun Play: Take shapes of one kind and place them in a bag. Have your child reach in the bag and feel the shapes. Can he tell you what shape is in the bag?

REMEMBER

Encourage your child to **TALK**
ASK the child questions
LISTEN to the child's answers
ADD to his/her comments

ENCOURAGE
Curiosity
Imagination
Independence



Encourage the child to **WANT TO LEARN**
PRAISE when the child does well
Try to **IGNORE** mistake
HELP when the child really needs it